

FOLDING UP/OUT THE SCOOTER

1. Pull the yellow knob back to the rear support bar.




6. Push the seat back (Folding up the scooter p.3)




2. Push the support rod forward to make the bottom plate smooth, press the pedal.




7. Push up the pedal, position the pedal forward. (Folding up the scooter p.2)



3. Pull the seat yellow push back, lift up placement



8. Pull the yellow knob back to the rear support bar. (Folding up the scooter p.1)



5. Complete.



10. Complete.

